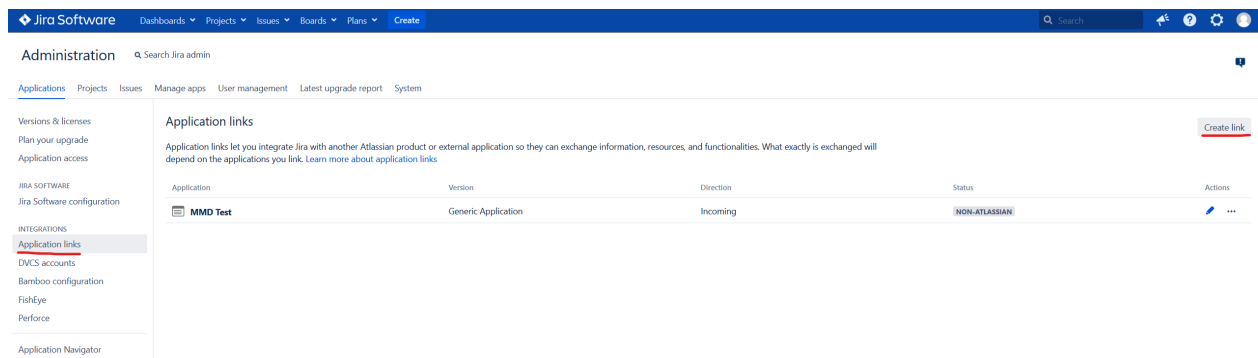
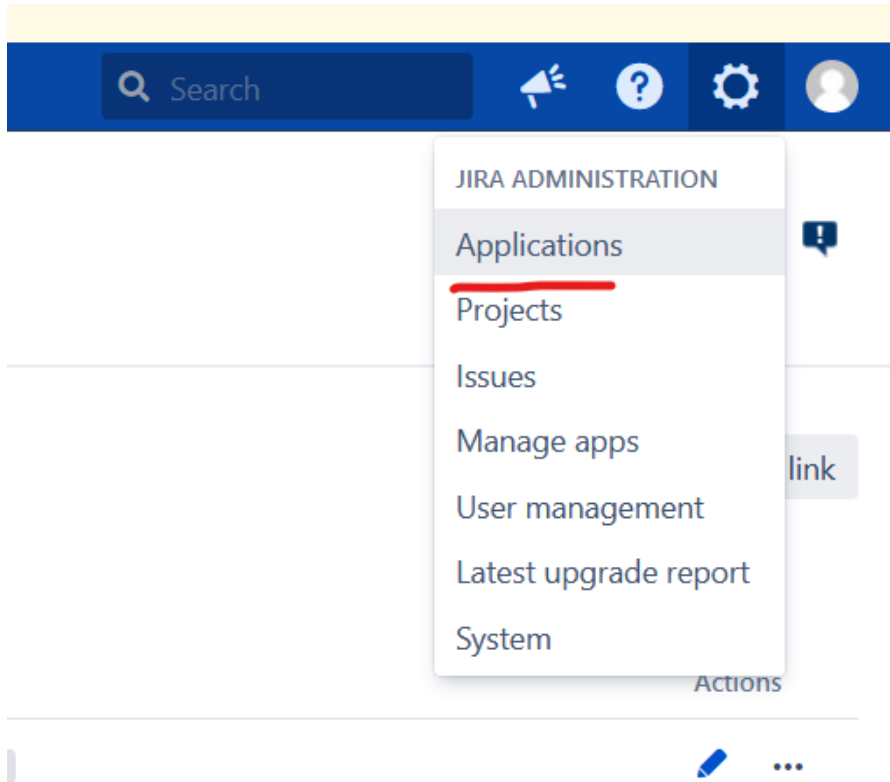


MMD implements authorization with JIRA DataCenter by OAuth2 protocol. It requires [registration of application on JIRA site by admin](#): Admin should register *application link* of *incoming type* with Redirect URL equals “<http://localhost/oauth/redirect>” and Permissions is “ADMIN”:



Create link

Select the type of application you want to connect to.

Application type*

Atlassian product
Link to Jira, Confluence, Bitbucket, Bamboo, Crowd, Fisheye and Crucible.

External application
Link to an external application using OAuth 2.0.

Direction*

Incoming
The application can access data from Jira.

Outgoing
Jira can access data from the application.

[Applications](#) [Projects](#) [Issues](#) [Manage apps](#) [User management](#) [Latest upgrade report](#) [System](#)

Versions & licenses

Plan your upgrade

Application access

JIRA SOFTWARE

Jira Software configuration

INTEGRATIONS

Application links

DVCS accounts

Bamboo configuration

FishEye

Perforce

Application Navigator

[Back to Application links](#)

Configure an incoming link

Add the details of your external application. We'll use them to generate credentials so your application can connect to Jira using OAuth 2.0. [Learn more](#)

Name *

MMD Application

Enter a unique name for this link, for example the name of your external application.

Application details

You can get this data from your external application. If you're not sure how to find it, check the application's developer documentation.

Redirect URL *

http://localhost/oauth/redirect

The Redirect URL provided by the application.

Application permissions

Choose what this application can do on your instance.

Permission *

Admin

This configuration will allow the application to:

- View projects and issues
- Create, update, and delete projects and issues
- Administer Jira

When application is registered on JIRA site by admin, it's Client ID and Client Secret should be shared with all users who want to join to the site:

Applications Projects Issues Manage apps User management Latest upgrade report System

Versions & licenses
Plan your upgrade
Application access

JIRA SOFTWARE
Jira Software configuration

INTEGRATIONS
Application links
DVCS accounts
Bamboo configuration
FishEye
Perforce

Application Navigator


[Back to Application links](#)


Credentials

To complete the configuration, copy these OAuth 2.0 credentials to the external application. You can always view them in the details of your application link.

Application
MMD Test

Application type
External application - incoming

Client ID
fd56fe2ba7de24747a5318ca2959a18a  Copy

Client secret
c18308be1432de61900f944410a099a7fdd944672866b0d0df3f99aaa426608z  Copy